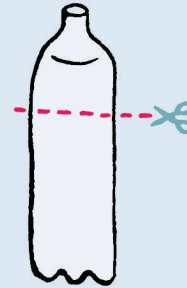


Make your own wormery

You will need:

- 2-3 earthworms 
- 1 litre clear plastic drinks bottle 
- Garden soil 
- Compost 
- Light-coloured sand 
- Scissors 
- Cling film and an elastic band 
- Water 
- Leaves 
- Paper or card and tape 

1 With the help of an adult, cut the top off the drinks bottle and remove any labels




2 Build up layers of different kinds of soil and sand in the bottle



3 Sprinkle fallen leaves over the top and water until damp




4 Add your worms!



5 Secure cling film over the top to stop your worms escaping. Pierce with tiny holes.



6 Wrap the bottle in paper to keep it dark for your worms. You can remove this when you want to have a look at how they've mixed the layers.



7 Keep in a cool place and top up with water when needed. Release your worms back into the wild after you've finished your experiment.

