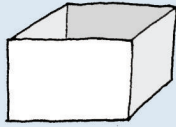


Make a simple hedgehog house

You will need:

- Medium-sized plastic storage box



- Stanley knife



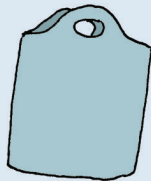
- Leaf litter



- Dry grass or straw



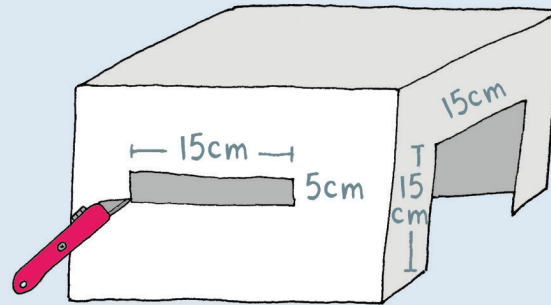
- Carrier bag




- Twigs and dry leaves



- 1 Cut two side air vents and an entrance into the plastic box.



- 2 Put some leaf litter inside the box, with clean, dry grass or straw on top.



- 3 Tuck the box near a hedge (with the entrance facing south if possible).

- 4 Put an opened-up carrier bag over the top of the box, then cover with twigs, dry grass and leaves.

