

Spanish



Bell-shaped flowers open wider & petals flare only slightly. Pollen is blue & has little scent. The stem is straight, strong & upright. Flowers fall on all sides of the stem. Leaves are wide and fleshy to the touch.

Spanish bluebell
(*Hyacinthoides hispanica*)




WHERE?
Gardens
Parks
Woods


Blue pollen



Bell-shaped splayed petals



Flowers round whole stem




Upright & straight stem

Cream pollen



Rolled-back petals



Flowers on one side only




Nodding & droopy stem

British



Narrow, straight flowers curl strongly at the tip. The pollen is creamy-white with a strong sweet scent. Flowers fall to one side of a nodding stem that droops towards the tip. Leaves are narrow & thin.

British bluebell
(*Hyacinthoides non-scripta*)



WHERE?
Woodland
Hedgerows
Moorland

Hybrid



All combinations of features are possible. Hybrids can be difficult to identify; it is important to look at all of their characteristics together.

Hybrids typically have:

Little to no scent & light blue pollen

Droopy stem but flowers usually on all sides

Petals are more splayed & less curled than British flowers

Often lighter in colour with more variation



True Bluebells

Our beloved British bluebells are under threat, and we're asking you to help.

The invasive Spanish bluebell - *Hyacinthoides hispanica* - a popular garden plant - crossbreeds (hybridises) easily with native British bluebells, removing their unique features. As the UK boasts over 50% of the world's British bluebells, this is a problem with global implications.

We want to stop the spread of Spanish and hybrid bluebells within Sheffield's unique and valuable ancient woodlands. This will help preserve our glorious bluebell carpets for future generations.

What can you do?

Help map bluebells!

See the back page of this leaflet for details

Garden wisely

- Don't plant Spanish bluebells
- Replace existing plants with natives
- Dispose of dug-up Spanish plants carefully

wildsheffield.com/bluebells

Can you join us?

As a charity, we rely on the support of our members to help protect our wonderful wildlife. Please join today at:

wildsheffield.com

Help Map Bluebells

Be a super citizen scientist! Tell us if you've seen Spanish, British or hybrid bluebells.

1 Find your bluebell

We're especially interested in woodland as well as parks, gardens and hedgerows

2 Identify your bluebell

See inside this leaflet for our ID guide.
Use the checklist below to help

BRITISH	← FEATURE →	SPANISH
white	← POLLEN →	blue
rolled	← PETALS →	splayed
curved	← STEM →	straight
one side	← FLOWERS →	all sides

3 Take a photograph

This helps us to confirm your ID

4 Submit your sighting

Fill in your report and upload your image at:
wildsheffield.com/mapyourbluebell

for more details visit:

wildsheffield.com/bluebells



Help us to protect our beloved British bluebells!

True Bluebells