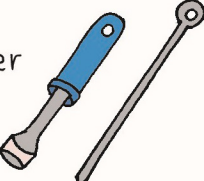




How to make an apple bird feeder


wildlife
watch




You will need

- An apple 
- An apple corer or skewer 
- Sunflower seeds 
- String 
- A thin stick 


1 Ask an adult to make a hole through the middle of the apple.



2 Thread some string through the hole in the apple and tie the bottom end to the stick.



3 Push sunflower seeds into the apple until it looks like a little hedgehog.



4 Tie the string to a tree branch and wait for the birds!



Illustration: Corinne Welch © Copyright Royal Society of Wildlife Trusts 2019